

Colourful Semantics - Sink and Float

You can use this pack with children to support their learning when looking at items that sink and float. For this experiment you will need:

- a large container
- objects that float e.g. marshmallow, ping pong ball, balloon.
- objects that sink e.g. coin, spoon, rock

When you have conducted this experiment, you can use the colourful semantic symbols to talk about the activities.



You can prompt them by asking questions such as:

- Where did they go?
- What size is it?
- What happened next?
- What does it look like?



you



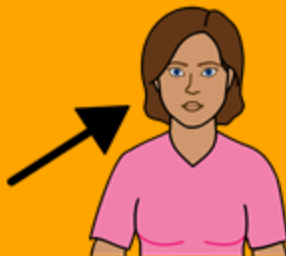
I



I



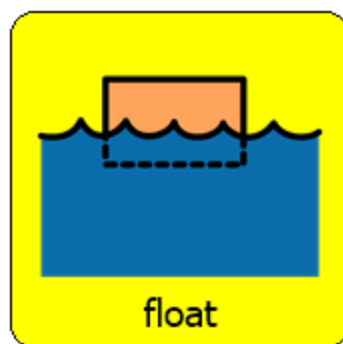
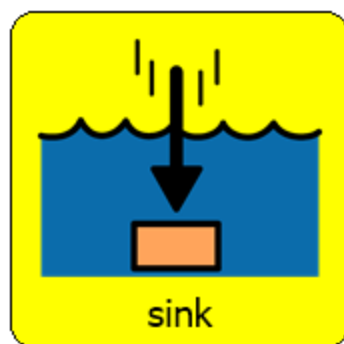
he



she



they





marshmallow



ping pong ball



balloon



coin



spoon



rock



water



container



in



water



top



under



on



bottom

